




# ☐ Bamboo Plant List ☐

## Sun Preference Key

 = Unobstructed sun most of the day from spring to summer. These will tolerate filtered sun but not reach mature height.

 = Grows best with filtered sun or with shade for the three hottest hours of the day.

 = Prefers little or no direct sunlight. Likes the north side of a building or being an understory to trees or shrubs.

**Typical Seattle Height.** Mature size 6–10 years for timber and midsize, 3–5 years for shrub and dwarf.

**Maximum Height and Diameter.** Mature sizes reported by American Bamboo Society. Growth is site specific.

**Minimum Temperature.** Temperature leaves will defoliate. Established plants may be more tolerant. Newly planted in summer/fall may be less tolerant. Rhizomes typically survive 10–15% colder.

## Growth Habit of Rhizomes

**Runs** = Spreads laterally through the upper surface of the soil. All of the cold hardy bamboos listed are runners unless stated otherwise.

**Clumps** = Non-invasive; spreads several inches a year with the tip growing out of the soil to form a new culm.


**Qualities for Non-Ornamental Uses.** All shoots are edible. See book, Hardy Bamboo for Shoots and Poles for details on uses.

Prices vary by availability, size, and quality.

## TIMBER BAMBOOS


Timber Bamboos are those which typically grow 2–3 stories high in 8–15 years. Select from this category if you want to accent or screen a tall building; you want a magnificent, evergreen grove; or you wish to grow edible shoots.

### ALATA *Phyllostachys aureosulcata f. alata*

Typical Seattle Height: 25–30'   
Maximum Height: 30'  
Maximum Diameter: 2"  
Minimum Temperature: –10° F


Erect for third story, dense screen. Some culms zig-zag near base. Earliest to shoot.

### JAPANESE TIMBER *Ph. bambusoides*

Typical Seattle Height: 50' ?   
Maximum Height: 72"  
Maximum Diameter: 4–6"  
Minimum Temperature: 5° F


Potential for being tallest bamboo with largest diameter. Valued for strong, straight culms. Not as aggressive as Vivax. Latest to shoot.

### CASTILLON *Ph. b. 'Castillon'*

Typical Seattle Height: 20–25'   
Maximum Height: 35"  
Maximum Diameter: 2"  
Minimum Temperature: 5° F


Striking gold variety of bambusoides. The sulcus/groove is bright green. Rare.

### MOSO *Ph. heterocyclus pubescens*

Typical Seattle Height: 15–20' so far   
Maximum Height: 75' (?)  
Maximum Diameter: 7" (?)  
Minimum Temperature: 0° F


Soft, feathery appearance of foliage. Slow to mature. May not reach full potential in U.S.

### BORY *Ph. nigra 'Bory'*

Typical Seattle Height: 30–35'   
Maximum Height: 50'  
Maximum Diameter: 3"  
Minimum Temperature: 0° F


Abundant, small, shimmering leaves. Mature culms have irregular brown speckles.

### HENON *Ph. nigra 'Henon'*

Typical Seattle Height: 30–35'   
Maximum Height: 50'  
Maximum Diameter: 3"  
Minimum Temperature: 0° F


Foliage like Bory but culms have an olive cast. White powder on new culms.

### MEGUROCHIKU *Ph. n. 'Megurochiku'*

Typical Seattle Height: 30–35'   
Maximum Height: 50'  
Maximum Diameter: 3"  
Minimum Temperature: 0° F


Foliage like Bory. Olive-green culms with sulcus/groove that turns brown as it ages.

### RUBRO *Ph. rubromarginata*

Typical Seattle Height: 30' (?)   
Maximum Height: 55' (?)  
Maximum Diameter: 2 3/4"  
Minimum Temperature: –5° F


Excellent third story screen. Strong, architectural lines. Sleek culms and beautiful new shoots.

### ROBERT YOUNG *Ph. viridis 'Robert Young'*

Typical Seattle Height: 20'   
Maximum Height: 40'  
Maximum Diameter: 3"  
Minimum Temperature: 5° F

Arching canes for second story screen. Yellow-green culms with random green, pin stripes. Slow to spread.

### VIVAX *Ph. vivax*


Typical Seattle Height: 35–45'   
Maximum Height: 70'  
Maximum Diameter: 5" (?)  
Minimum Temperature: –5° F

Popular for large culms, striking appearance and tasty shoots. Fastest to grow tall and large. Spreads rapidly.

## MIDSIZE RUNNING BAMBOOS


Midsized bamboos are excellent for an evergreen hedge, specimen plant, in a large pot, or for erosion control. Use dried canes for plant stakes.

### GOLDEN *Phyllostachys aurea*

Typical Seattle Height: 13–15'   
Maximum Height: 27'  
Maximum Diameter: 1 3/4"  
Minimum Temperature: 0° F


Excellent for low hedge with dense leaves. Also good choice for containers. Canes very straight with nodes spaced at odd intervals near base. Leaves lighter green with more sun.

### KOI *Ph. a. 'Koi'*

Typical Seattle Height: 13–15'   
Maximum Height: 27'  
Maximum Diameter: 1 3/4"  
Minimum Temperature: 0° F

Like Golden but culms turn rich yellow and the sulcus/groove is green. Still somewhat rare.


### GOLDEN GOLDEN *Ph. a. 'Holoachrysa'*

Typical Seattle Height: 13–15'   
Maximum Height: 27'  
Maximum Diameter: 1 3/4"  
Minimum Temperature: 0° F

Limited supply


Slower spreading than golden. Yellow culms turn to golden-orange. Use as attention-grabber or a hedge. Lovely in pots.

### YELLOW GROOVE *Ph. aureosulcata*

Typical Seattle Height: 20–26'   
Maximum Height: 26'  
Maximum Diameter: 1 1/2"  
Minimum Temperature: –10° F

Vigorous and leafy. Named for yellow stripe in sulcus/groove. Some culms zig-zag near base. Tolerates coastal, salt laden air. Good choice for cold winter, hot summer area. Shoots early.


### SPECTABILIS *Ph. a. spectabilis*

Typical Seattle Height: 20–26'   
Maximum Height: 26'  
Maximum Diameter: 1 1/2"  
Minimum Temperature: –10° F

Limited supply


Eye-catching yellow culms with a green groove. Occasional zig-zag of culms near base. Shoots early.

### BISSETII *Ph. bissetii*

Typical Seattle Height: 18–20'   
Maximum Height: 23'  
Maximum Diameter: 1"  
Minimum Temperature: –15° F


Dark green culms with abundant leaves. Vigorous. Fast to establish. Tolerates coastal, salt laden air.

### BLACK *Ph. nigra*

Typical Seattle Height: 20–25'   
Maximum Height: 30'  
Maximum Diameter: 2"  
Minimum Temperature: 0° F

An elegant bamboo. Mature culms turn shiny black. Small graceful leaves. A favorite!

### NUDA *Ph. nuda*

Typical Seattle Height: 18–20'   
Maximum Height: 34'  
Maximum Diameter: 1 3/4"  
Minimum Temperature: –20° F

Small, green leaves. New shoots very dark, purplish-green. Known for tasty shoots and extreme cold-hardiness.

**BAMBOO GARDENS**  
of Washington



Retail/Wholesale Nursery  
196th Ave NE & Highway 202

**425.868.5166**

Fax 425-868-5360  
[www.BambooGardensWA.com](http://www.BambooGardensWA.com)

**ARROW *Pseudosasa japonica***

Typical Seattle Height: 13-15'  
 Maximum Height: 18'  
 Maximum Diameter: 3/4"  
 Minimum Temperature: 0° F



Long, attractive leaves. Culm keeps tan sheath. Looks best in shade but tolerates sun. Does well under large trees. Nice contrast to small leaf bamboos. Grows taller in sun.

**RED FASTUOSA *Semiarundinaria fastuosa***

Typical Seattle Height: 18-20'  
 Maximum Height: 30'  
 Maximum Diameter: 1 1/2"  
 Minimum Temperature: -5° F

Stately and handsome with an erect nature. Mature culms are brick-red. Leaves larger than phyllostachys. Excellent for specimen planting. Does well in containers.

**GREEN FASTUOSA *S. fastuosa viridis***

Typical Seattle Height: 18-20'  
 Maximum Height: 35'  
 Maximum Diameter: 1 1/2"  
 Minimum Temperature: -5° F

Similar to Red Fastuosa but culms remain green.

**OKUBOI *S. okuboi***

Typical Seattle Height: 15'  
 Maximum Height: 25'  
 Maximum Diameter: 1 1/2"  
 Minimum Temperature: 0° F

Upright culms turn reddish with lots of sun. Long, 7 inch leaves are nice contrast with small leaf bamboos. Use for a tropical or bold look.

**Anceps *Yushania anceps***

Typical Seattle Height: 10'  
 Maximum Height: 12'  
 Maximum Diameter: 1/2"  
 Minimum Temperature: 5° F

Graceful, arching culms. Leaves a bit frost-sensitive, but will regrow in spring. Slow spreading; runs and clumps. Somewhat rare.

**MIDSIZE CLUMPING BAMBOOS**

These have rhizomes which travel several inches a year, getting wider off a central area. They do not need barrier or annual rhizome pruning. Their origin is the cloud mountain area of the Himalayas so leaves curl if exposed to mid-afternoon sun.

**DRAGON'S HEAD *Fargesia dracocephala***

Typical Seattle Height: 6-8'  
 Maximum Height: 16'  
 Maximum Diameter: 3/4"  
 Minimum Temperature: -10° F

Limited supply




Beautiful Chinese mountain bamboo. A good understory plant. Tolerates a bit more sun than Blue Fountain. Very slow to reach mature height.

**BLUE FOUNTAIN *Fargesia nitida***

Typical Seattle Height: 10-12'  
 Maximum Height: 12'  
 Maximum Diameter: 1/2"  
 Minimum Temperature: -20° F

Limited supply



Tiny leaves make it a lovely companion for rhododendrons. Good under-story plant. Culms covered with bluish-white powder when young. Culms will arch with maturity. Tolerates morning sun.

**SHRUB BAMBOOS**

Shrub bamboos are shorter than 10 feet. Most look best year round with some shade. All have running rhizomes.

**MACON RIVERCANE *Arundinaria gigantea* Macon clone**

Typical Seattle Height: 7'  
 Maximum Height: 20'  
 Maximum Diameter: 1"  
 Minimum Temperature: -22° F



Limited supply

Native to America. Short, lush and bushy. A rare shorter bamboo which tolerates full sun.

**SHIROSHIMA *Hibanobambusa tranquillans* 'Shiroshima'**


Typical Seattle Height: 10-12'  
 Maximum Height: 16'  
 Maximum Diameter: 1 1/4"  
 Minimum Temperature: 0° F



Most handsome variegated leaves of all bamboos. Holds the variegation all year. Super container specimen.

**TESSELLATUS *Indocalamus tessellatus***

Typical Seattle Height: 4'  
 Maximum Height: 7'  
 Maximum Diameter: 1/2"  
 Minimum Temperature: 0° F



Moderate spreader for shady areas. Leaves 24" long by 4" wide. Use for tropical look.

**CHINO *Pleioblastus chino* variegatus**

Typical Seattle Height: 6-8'  
 Maximum Height: 10'  
 Maximum Diameter: 1/2"  
 Minimum Temperature: 10° F



Very narrow leaves lightly striped with white.

**KURILENSIS *Sasa kuritensis***

Typical Seattle Height: 4-6'  
 Maximum Height: 10'  
 Maximum Diameter: 3/4"  
 Minimum Temperature: 0° F



Large, handsome leaves. Native to the Kuril Islands. Vigorous spreading.

**PALMATA *Sasa palmata***


Typical Seattle Height: 8'  
 Maximum Height: 8'  
 Maximum Diameter: 1/2"  
 Minimum Temperature: -5° F



Excellent under trees or as potted specimen by shady front door. Big dramatic leaves.

**TSUBOIANA *Sasa tsuboiana***


Typical Seattle Height: 6'  
 Maximum Height: 6'  
 Maximum Diameter: 1/4"  
 Minimum Temperature: 10° F



Abundant leaves held neatly and closely together. Leaves smaller than Palmata. Handsome as a low hedge in partial shade.

**SHIBATEA *Shibatea kumasaca***

Typical Seattle Height: 5-6'  
 Maximum Height: 7'  
 Maximum Diameter: 1/4"  
 Minimum Temperature: -10° F



Graceful, beautiful dwarf. Broad, short leaves held in threes on slender stems. Prefers acid soil; shows leaf burn in alkaline soil.

**GROUNDCOVER BAMBOOS**

Groundcover bamboos are ideal for a container plant, for slopes, parking strips, or as an understory to timber bamboos. Culm diameter is typically 1/8 to 1/4" unless stated. All are running and will spread a few feet a year.

**FERNLEAF *Pleioblastus distichus***

Typical Seattle Height: 2'  
 Maximum Height: 2'  
 Minimum Temperature: 10° F



Dark, 2 inch leaves are held closely together. Clip to two inches to form a "lawn".

**WHITESTRIPE *Pl. fortunei* variegatus**

Typical Seattle Height: 2'  
 Maximum Height: 4'  
 Minimum Temperature: -10° F



Showy and reliable. Leaves keep green and white variegation throughout the year. Use to brighten the garden.

**VIRIDI-STRIATUS *Pl. viridi-striatus***

Typical Seattle Height: 3'  
 Maximum Height: 3'  
 Minimum Temperature: 0° F



New leaves bright yellow with green stripes. Turns to lime-green in summer. Velvety underside of leaf. Semi-deciduous.

**OWATARII *Pseudosasa owatarii***

Typical Seattle Height: 1/2-1'  
 Maximum Height: 3'  
 Minimum Temperature: 0° F



Tiniest of all bamboos. Dark green leaves. Clip or mow early spring to keep tidy. Spreads slowly.

**SASAELLA *Sasaella masamuniana* albo**

Typical Seattle Height: 2-4'  
 Maximum Height: 6'  
 Minimum Temperature: 0° F



New leaves strikingly variegated with cream and green. Turns to mostly green in summer. Good for container.

**RAMOSA *Sasaella ramosa***

Typical Seattle Height: 2-3'  
 Maximum Height: 6'  
 Minimum Temperature: -5° F



Outstanding groundcover. Rampant runner so best for pots or erosion control. Leaves curve downwards toward tip. Edges tan in winter. Clip or mow early spring.

**VEITCHII *Sasa veitchii***

Typical Seattle Height: 2-3'  
 Maximum Height: 5'  
 Minimum Temperature: 0° F



Lovely shade plant. Often used in Japanese gardens. Leaf edges turn parchment in winter.

**BLACK PLASTIC ROOT BARRIER TO CONTAIN RHIZOMES**

A 40 mil ultraviolet resistant poly-ethylene. The price is per lineal foot. It can be cut to any length.

25" wide is \$1.50/foot  
 30" wide is \$1.60/foot